

S.L. No.....1/24.....

IN THE NATIONAL GREEN TRIBUNAL AT KOLKATA, EASTERN  
ZONE BENCH  
OA No. 143 of 2024

Ranjana Datta

... PETITIONER


-Versus-

State of West Bengal &amp; Others

... RESPONDENTS

AFFIDAVIT-IN-OPPOSITION ON BEHALF OF RESPONDENTS 7AND 8INDEX

Serial No	Particulars	Annexure	Page
1	Affidavit		1-14
2	Medical documents of Suresh Kanoi, respondent no 7	"R-1" Collectively	15-39
3	Picture of municipal street running between premises of the respondent and the applicant's premises	"R-2" Collectively	40-41



20 SEP 2024

BEFORE THE HON'BLE NATIONAL GREEN TRIBUNAL

EASTERN ZONE AT KOLKATA

ORIGINAL APPLICATION No. 143/2024/EZ

RANJANA DATTA

... APPLICANT

-Versus-

STATE OF

WEST BENGAL AND OTHERS


... RESPONDENTS

**AFFIDAVIT-IN-OPPOSITION ON BEHALF OF RESPONDENTS**

**NO.7 AND 8**

I, Suresh Kanoi, son of Laduram Kanoi, aged about 74 years, by religion- Hindu, by occupation- self employed, residing at 22/23B, Manohor Pukur Road, Police Station Ravindra Sarobar, PIN -700029, do hereby solemnly affirm and say as follows

1. That I am the Respondent No. 7 in the Original Application No 143 of 2024 and Respondent no 8 is my son. I have made myself well acquainted with the facts and circumstances of instant the case upon going through the available records. I have been duly authorized by the



X


respondent no 8 to affirm this affidavit on his behalf and as such I am competent to affirm this Affidavit.

2. I have gone through a copy of the instant application, being O.A. No. 143 of 2024, Ranjana Datta -Vs State of West Bengal & Ors. (hereinafter referred to as the said application) taken out by the applicant above named and have understood the meaning, intent, and purport thereof.

3. Before I proceed to deal with specifically with the allegations and/or contentions in the said petition I enumerate briefly the relevant facts of the case in the sub-paragraphs hereinafter in order to establish before this Hon'ble Tribunal that the said petition is not maintainable either in law or in the facts of the instant case.

3A. That this application itself is a counter blast, since the applicant is the only neighbour who has come forward to make this purported complaint in order to prevent the answering respondents, i.e. respondents 7 and 8 herein from inducting a commercial tenant in his own building.

3B. That, I, respondent no 7, Mr. Suresh Kanoi am an aged man of 74 years. I has been suffering from various ailments such as cancer, heart



✕


ailments, asthma, diabetes, hernia and gall bladder problems, eye related problems etc. and I am undergoing treatment for the same. Recently I, the abovementioned respondent no 7 underwent open heart surgery.

Prescriptions, hospital bills and other medical documents regarding the ailments of abovementioned respondent no 7, Mr. Suresh Kanoi, are annexed herewith and collectively marked with the letter "R-1".

3c. That, Ranjana Datta (applicant, herein), has a habit of disturbing the respondents, herein and also other neighbours in the area for settling scores, and had done so previously as well on grounds such as using the municipal dustbin or parking vehicles in the vicinity.

3d. That, the two buildings in question, one being the applicant's building and the other building belonging to the respondents 7 and 8 are not next to each other and are in fact, separated by a municipal road, and total distance between the bank and the applicant's window is 18 ft 7 inches, and runs between the two buildings. As such, the allegation of heated air and noise arising from the air conditioner unit and thus disturbing the applicant is not at all true by any stretch of imagination.

Picture of the two buildings, separated by municipal road as annexed herewith and collectively marked with the letter "R-2"




✕

3e) The applicant has failed to produce any proof as to how installation of air conditioner machines is causing air pollution. She has not been able to demonstrate whether the sound of air conditioners is above the permissible limit.

3f) That, as the answering respondent is already suffering from chronic cardiac ailments and cancer. The answering respondent inducted the bank in the premises in question after complying with all formalities, with a view to earn substantial income to meet the day to day expenses as required for his cancer treatment, as such the said expenses are increasing day by day and everyday.

3g) It goes without saying that medical treatment is becoming quite expensive nowadays. On the other hand, due to ill health of the answering respondent, he is not in a position to run his usual business effectively and profitably, so he is more and more dependent on the income that would be generated from the said rental property.

3f) That the respondent has complied with all formalities before inducting the said tenant in question and that tenant being the Bank is installing air conditioners as banks usually install in the office premises. Such machines or the nature of installations are not at all unusual or not



✕


at all of such a nature for which requires the permission of the concerned authorities dealing with air and sound pollution issues.

As far as the knowledge of the answering respondents go, no such special permission is required from any environmental authority. Rather the question of air pollution and noise pollution beyond permissible limit for such installation, does not arise at all.

4. Without prejudice to the aforesaid and strongly relying on the same, the allegations and/ or contentions made in the instant application are denied and disputed. Save and except what are matters of record and save and except what have been specifically admitted herein below, the answering respondents deny and dispute each and every allegation made in the said application, as if the same were denied and disputed specifically.

5. Save and except what would appear as a matter of record and save and except what is specifically admitted hereinabove, the allegations and/or contentions made in paragraph no. 1 of the said application is denied and disputed.


6. Save and except what would appear as a matter of record and save and except what is specifically admitted hereinabove, the allegations



X

and/or contentions made in paragraph no. 2 of the said application is denied and disputed. In this regard paragraph No. 3 of this affidavit along with it's subparagraphs are being reiterated. In this regard, it is pointed out that in page no 10 of the affidavit filed by the State of West Bengal, in inspection report it is stated interalia, that only two air conditioners were being initially operated by the bank and even when upon request of the Committee members, all the machines were started, heat from the air conditioners were not felt inside the applicant's residence. It may further be noted that from page 10 of the inspection report contained in State's affidavit, it can be seen that the ambient noise level on the street in front of the unit, i.e. Monoharpukur Road, is 78.20 dB(A) and within the applicant's residence, near the window facing the bank building, with all air conditioners running, the noise level is 48.17 dB(A). It may be noted here that both the private respondent's building in which the bank is located and the applicant's building is located on one of the busiest roads in the City where ambient noise is 78dBA. It may be further noted that as per KMC, the total tonnage of air conditioning provided is adequate for 195.12 sq m area. It is further submitted that no environment protection law is being flouted by the respondents no.7 and 8.

7. Save and except what would appear as a matter of record and save and except what is specifically admitted hereinabove, the allegations

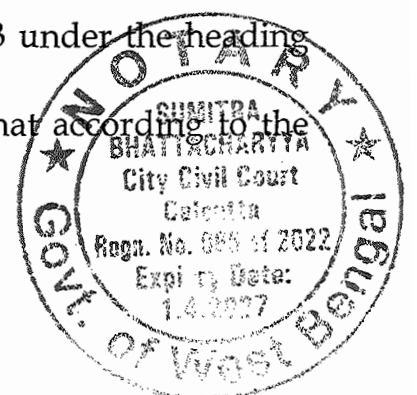


✕

and/or contentions made in paragraph 1 under the heading "Facts in brief" is denied and disputed. In this regard paragraph No. 3 of this counter affidavit along with its subparagraphs are being reiterated.

8. Save and except what would appear as a matter of record and save and except what is specifically admitted hereinabove, the allegations and/or contentions made in paragraph no. 2 under the heading "Facts in brief" of the said application is denied and disputed. In this regard paragraph No. 3 of this counter affidavit along with its subparagraphs are being reiterated. It is further reiterated that the private respondents no 7 and 8 (wrongly numbered as respondents 8 and 9 ) being Suresh Kanoi and Sanjiv Kanoi are within their rights to rent out a portion of the premises owned by them and they have complied with all necessary procedures before renting out the said space.

9. Save and except what would appear as a matter of record and save and except what is specifically admitted hereinabove, the allegations and/or contentions made in paragraph no. 3 under the heading "Facts in brief" of the said application are denied and disputed. In this regard paragraph No. 3 of this counter affidavit along with its subparagraphs are being reiterated. With respect to paragraph no. 3 under the heading "Facts in brief" of the said application it is stated that according to the




✕

inspection report filed by the state by its affidavit, the level of heat and noise within the applicant's flat is within normal limits and the abovementioned report also states that heat air conditioners can't be felt within the applicant's flat. It is further submitted that the noise can be attributed to the fact that the applicant lives near one of the busiest streets in the city and blaming the respondent's air conditioners for the noise is not proper. It is further submitted that even though the applicant says in her application that many of the neighbours are apparently suffering due to the noise and heat from the air conditioners, only she and no other person from the locality has filed an application before this Hon'ble Tribunal. This application is in fact frivolous, non-maintainable and filed with an intention to settle scores with the private respondents by abusing the process of law.

10. Save and except what would appear as a matter of record and save and except what is specifically admitted hereinabove, the allegations and/or contentions made in paragraph no. 4,5,6 under the heading "Facts in brief" of the said application is denied and disputed. In this regard paragraph No. 3 of this counter affidavit along with its subparagraphs are being reiterated

11. Save and except what would appear as a matter of record and save and except what is specifically admitted hereinabove, the allegations




✕

and/or contentions made in paragraph no. 3 of the said application is denied and disputed. In this regard paragraph No. 3 of this counter affidavit along with its subparagraphs are being reiterated. According to the inspection report filed by the State in its affidavit, states interalia that, the level of heat and noise within the applicant's flat is within normal limits and the abovementioned report also states that heat air conditioners can't be felt within the applicant's flat. It is further submitted that the noise can be attributed to the fact that the applicant lives near one of the busiest streets in the city and blaming the respondent's air conditioners for the noise is not proper.


12. Save and except what would appear as a matter of record and save and except what is specifically admitted hereinabove, the allegations and/or contentions made in paragraph no. 4,5,6,7 of the said application is denied and disputed as being baseless and utterly false. In this regard paragraph No. 3 of this counter affidavit along with its subparagraphs are being reiterated.

13. Save and except what would appear as a matter of record and save and except what is specifically admitted hereinabove, the allegations and/or contentions made in paragraph no. 8 of the said application is denied and disputed as being baseless and utterly false and malicious. In this regard paragraph No. 3 of this counter affidavit along with its



~~X~~

subparagraphs are being reiterated. It is further submitted that the applicant's allegations against the private respondents 7 and 8, Suresh Kanoi and Sanjiv Kanoi, wrongly numbered as respondents 8 and 9 in the said paragraph, is utterly untrue, concocted and totally misconceived, as the private respondent Suresh Kanoi is a 74 years old man with multiple serious ailments like cancer, cardiac ailments etc. and his son, Sanjiv Kanoi, being the other private respondent herein is taking care of his father and none of them are in a position to threaten someone rudely and roughly along with other persons, as claimed and or alleged by the applicant motivatedly. It can also be seen that the applicant has filed one complaint against the private respondents herein to the Officer-in-charge of Rabindra Sarovar Police Station wherein she alleges that the private respondents misbehaved with her and requests the Officer in Charge to "take action immediately save my life and oblige". Considering the submissions of the applicant in this paragraph no 8 of the application and the complaint lodged with the Officer-in-charge of Rabindra Sarobar Police Station annexed with the application, the instant application should be dismissed on this ground alone as the according to Section 14(1) of The National Green Tribunal Act,2010 "The tribunal shall have the jurisdiction over all civil cases where a substantial question relating to environment (including enforcement of any legal right relating to environment), is involved and such question arises out of the




✕

implementation specified in Schedule "I". As such from the said submissions of the applicant it reveals that this instant matter is not civil in nature.

14. Save and except what would appear as a matter of record and save and except what is specifically admitted hereinabove, the allegations and/or contentions made in paragraph no. 9,10,11 of the said application is denied and disputed .In this regard paragraph No. 3 of this counter affidavit along with its subparagraphs are being reiterated.

15. Save and except what would appear as a matter of record and save and except what is specifically admitted hereinabove, the allegations and/or contentions made in paragraph A, B of the grounds of said application are denied and disputed .In this regard paragraph No. 3 of this counter affidavit along with its subparagraphs are being reiterated. It is further stated that no pollution is being caused by activities of the private respondents hereinabove and or from the said air conditioning machines in question.

16. Save and except what would appear as a matter of record and save and except what is specifically admitted hereinabove, the allegations and/or contentions made in paragraph C of the grounds of said




✕

application are denied and disputed. In this regard paragraph No. 3 of this counter affidavit along with its subparagraphs are being reiterated.

17. Save and except what would appear as a matter of record and save and except what is specifically admitted hereinabove, the allegations and/or contentions made in paragraph D of the grounds of said application are denied and disputed. In this regard paragraph No. 3 of this counter affidavit along with its subparagraphs are being reiterated. Nothing has been done by the private respondents to endanger the rights of the applicant under article 21 of the Indian Constitution.

18. Save and except what would appear as a matter of record and save and except what is specifically admitted hereinabove, the allegations and/or contentions made in paragraph E, F, G of the grounds of said application is denied and disputed. In this regard paragraph No. 3 of this counter affidavit along with its subparagraphs are being reiterated. Ground contained in paragraph G is particularly denied as by the applicants own submissions contained in paragraph 9 of the application and the complaint lodged by her in the Rabindra Sarobar Police Station and annexed herewith, the instant matter is not maintainable before this

Hon'ble Tribunal.



~~12~~

18. It is stated that all the allegations and/or contentions made by the petitioner are baseless, false and the petitioner should not be provided with the reliefs as craved for.

19. It is further stated that the instant application is defective as it contains various defects in the numbering in the cause title of the application and in the numbering of application itself. The instant matter is not civil in nature.

19. In view of the statements made hereinabove, this Hon'ble Court shall be pleased to dismiss the said petition with costs.

20. That the statements made in paragraphs 1 and 2 of the foregoing Affidavit are true to my knowledge, the statements made in paragraphs 3 including its sub-paragraphs, 4, 5, 6, 7, 8, 9, 10, 11, 12, 13, 14, 15, 16, 17 are based on information derived from the records which I verily believe to be true and the statements made in paragraph 18 and 19 of this petition are my humble submission before this Hon'ble Court.

*Suresh Kumar Das*

20/09/2024

DEPONENT

Identified by me


*Arirup Roy Samyal*  
F/1294/861/2017  
Advocate

Solely Affirmed and  
Declared before me U/S 139  
CPC, (C) CRPC

*Sumitra Bhattacharyya*  
Notary

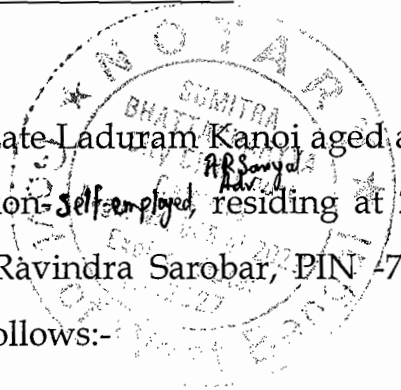
20 SEP 2024

*Sumitra Bhattacharyya*  
Notary, Govt. of W.B.  
Regd. No. 065 of 2022  
City Civil Court. Calcutta



✕

VERIFICATION



1, Shri Suresh Kanoi, Son of Late Laduram Kanoi aged about 74 years, by Religion Hindu, by Occupation ~~Self-employed~~ <sup>Advocate</sup>, residing at 22/23B, Manohor Pukur Road, Police Station Ravindra Sarobar, PIN -700029, do hereby solemnly declare and say as follows:-


- 1. That, I am the Respondent no 7 herein, and I am well acquainted with the facts and circumstances of the instant Original Application
- 2. That, the statements made in paragraph 1 of this affidavit is true to my knowledge and belief.
- 3. That, the statements made in paragraphs to of this affidavit are my information derived from the records available, which I verily believe to be true and the rest are my respectful submission before this Hon'ble Tribunal.

Suresh Kumar Kanoi

20/09/2024

Identified and corrected by me  
Avirup Roy Sanyal  
F/1294/861/2017  
Advocate

\_\_\_\_\_  
DEPONENT



ANNEXURE-R-1

X



# BREACH CANDY HOSPITAL TRUST

CIN: U85100MH1946GAP005082

60-A, Bhulabhai Desai Road, Mumbai 400 026.

Telephone: 2366-7788, 2367-1888/2888 Fax: 2367-2666

Email: [info@breachcandyhospital.org](mailto:info@breachcandyhospital.org); [www.breachcandyhospital.org](http://www.breachcandyhospital.org)

Admission No :	1602485	BH No :	702299
Name :	MR. SURESH KUMAR KANOI	Age/Gender :	66 Years / M
Address :	197, B D-BLOCK, SECTOR-I, SALT LAKE CITY, KOLKATA KOLKATA 700064		
Admission Date :	16/03/2016 12:48:00 PM	Discharge Date :	17/03/2016
Category :	Cash	Discharge Type:	
Consultant :	DR. S. . PRADHAN / ONCOLOGY SURGEON		

## Discharge Summary

**FINAL DIAGNOSIS:** Hyperplastic lesion, right anterior FOM

**SURGERY PERFORMED:** Punch biopsy with anterior FOM on 16/03/2016

### PRESENTING COMPLAINTS AND MEDICAL HISTORY:

The patient is 64-year-old male, known case of Ca right lateral border of tongue operated for the same for wide glossectomy with SOHD on 13/08/2014. Now underwent PET scan: Non-enhancing with diffusely increased FDG uptake seen on undersurface of cut margin of tongue suggest benign secondary to biomechanical change.


He now came for further management by way of surgery.

### CURRENT MEDICATIONS:

Tab. Thyronorm 100 mcg	1-0-0
Tab. Azor 10 mg	0-0-1
Tab. Losar 25 mg	0-0-1
Tab. Glycomet SR 850 mg	1-0-1
Tab. Ecosprin 150 mg	0-1-0
Tab. Dilzem CD 90 mg	1-0-0
Tab. Restyl 0.25 mg	0-0-1

**SIGNIFICANT PAST HISTORY** Known case of HTN and DM

RESIDENT DOCTOR SIGNATURE:



✕

# BREACH CANDY HOSPITAL TRUST



CIN: U85100MH1946GAP005082

60-A, Bhulabhai Desai Road, Mumbai 400 026.

Telephone: 2366-7788, 2367-1888/2888 Fax: 2367-2666

Email: [info@breachcandyhospital.org](mailto:info@breachcandyhospital.org); [www.breachcandyhospital.org](http://www.breachcandyhospital.org)

**HISTORY OF KNOWN ALLERGIES:** Not Known

**EXAMINATION AT TIME OF ADMISSION:**

Temperature	Afebrile
Pulse rate	60/min
Blood Pressure	130/80 mmHg
Respiratory rate	20/min

**SYSTEMIC EXAMINATION:**

**Central Nervous System:** Conscious and oriented.

**Cardio-Vascular System:** S1S2 normal. No murmur.

**Respiratory System:** Clear AEBE.

**Abdomen:** Soft. Nontender.

**INVESTIGATIONS:** Attached overleaf

**SURGERY DETAILS:**

**SURGEON:** Dr. S. Pradhan

**ANAESTHETIST:** Dr. Elavia

Anesthesia: Under LA

**OPERATIVE DETAILS:**

Regular painting and draping done.

Punch biopsy right anterior FOM

**COURSE DURING HOSPITAL STAY:**

Patient's stay in the hospital in post-op period was uneventful

**TREATMENT GIVEN:**

IV fluids


IV antibiotics

Analgesics

Antacids

RESIDENT DOCTOR SIGNATURE:

*[Handwritten Signature]*



17

## BREACH CANDY HOSPITAL TRUST



CIN: U85100MH1946GAP005082

60-A, Bhulabhai Desai Road, Mumbai 400 026.

Telephone: 2366-7788, 2367-1888/2888 Fax: 2367-2666

Email: [info@breachcandyhospital.org](mailto:info@breachcandyhospital.org); [www.breachcandyhospital.org](http://www.breachcandyhospital.org)

Blood transfusion if any: NIL

### TREATMENT ADVISED ON DISCHARGE:

Tab. Thyronorm 100 ug	1-0-0
Tab. Aztor 10 mg	0-0-1
Tab. Losar 25 mg	0-0-1
Tab. Glycomet SR 850 mg	1-0-1
Tab. Ecosprin 150 mg	0-1-0
Tab. Dilzem CD 90 mg	1-0-0
Tab. Restyl 0.25 mg	at bedtime SOS
Tab. Combiflam	SOS for pain

Dilute potassium permanganate gargles to be done frequently


FOLLOW UP: Follow up with Dr. S. Pradhan as advised.

*Dr. S. Pradhan*  
DR. S. PRADHAN  
14/5/2022

For, DR. S. PRADHAN  
CONSULTANT SURGEON  
BREACH CANDY HOSPITAL

*Dr. S. Pradhan*

RESIDENT DOCTOR SIGNATURE:





**BREACH CANDY HOSPITAL TRUST**

60-A, Bhulabhai Desai Road, Mumbai 400 026.,

**Bill Of Supply Cum Receipt**

**GST No :27AAATB0214D1ZK**

**CIN : U85100MH1946GAT005082**

Print Dt: 07/08/2024 8:48 AM

<b>Bill No</b>	: INV-O-2408002536	<b>Bill Date</b>	: 07/08/2024 08:48 AM
<b>BCH No</b>	: BCH0702299	<b>SAC Code</b>	: 999312 / 999316
<b>Patient Name</b>	: Mr. SURESH KUMAR KANOI	<b>Email Id</b>	: tirupatiexim@hotmail.com
<b>Sex / Age</b>	: Male 74 Y	<b>Referral Type</b>	: N/A
<b>Doctor Name</b>	: Dr. SULTAN PRADHAN		
<b>Category</b>	: General		

Service Name	Qty	Rate	Conc	Discount	Amount
OP DOCTOR CONSULTATION FEES / Dr. SULTAN PRADHAN	1	1,500.00		0.00	1,500.00
<b>Service Name Total:</b>					<b>1,500.00</b>

Sl No	Amount	Mode	Ref.No	Instrument Date
1	1500	HDFC Cr.Card		07/08/2024

<b>Total Bill Amount</b>	1,500.00
<b>R/Off</b>	0.00
<b>Paid Amount</b>	1,500.00
<b>Net Receivable</b>	1,500.00
<b>Received Amount</b>	1500.00

Amount In Words :Rupees one thousand five hundred Only




Received with thanks from Mr. SURESH KUMAR KANOI sum of Rs. 1500.0/- Only

Perpared By : 6346(MANOJKUMAR WARYAM SINGH HIR)

Generated By : 6346(MANOJKUMAR WARYAM SINGH HIR)

Service Counter : OPD



DX



## BREACH CANDY HOSPITAL TRUST

CIN: U85100MH1946GAP005082

60-A, Bhulabhai Desai Road, Mumbai 400 026.

Telephone: 2366-7788, 2367-1888/2888

Email: [info@breachcandyhospital.org](mailto:info@breachcandyhospital.org); [www.breachcandyhospital.org](http://www.breachcandyhospital.org)

### Discharge Summary

<b>Admission No :</b>	IP-22040573	<b>BH No :</b>	BCH0702299
<b>Name :</b>	Mr. SURESH KUMAR KANOI	<b>Age/Gender :</b>	72 Years 3 Months / MALE
<b>Address :</b>	197, B D-BLOCK, SECTOR-I, SALT LAKE CITY, KOLKATA,,,KOLKATA,KOLKATA,WEST BENGAL,INDIA.700064		
<b>Admission Date :</b>	18/04/2022	<b>Discharge Date :</b>	22/04/2022
<b>Category :</b>	CASH	<b>Discharge Type:</b>	Normal Discharge
<b>Consultant :</b>	Dr. SULTAN PRADHAN		

**FINAL DIAGNOSIS:** Ca tongue.

**SURGERY PERFORMED:** EUA + Dental extraction done on 20/04/2022.

#### PRESENTING COMPLAINTS AND MEDICAL HISTORY:

The patient is a 72-year-old male came with history of restricted mouth opening and burning sensation over right side of cheek while eating – since few months. Restriction of mouth opening gradually worsening. Patient is a diagnosed case of Ca, tongue → operated for same in 2014.

PET-CT (12/04/2022): FDG avid ill-defined soft tissue thickening is seen along right upper gingival thickening extending into buccal mucosa and left lower GB sulcus. Soft tissue thickening abutting the adjacent mandibular ramus. Focal increased FDG uptake is seen in left lobe of enlarged prostate inferiorly which persists on delayed image (SUV max 3.9). No evidence of any other FDG avid lesions elsewhere.

Now admitted for further management.

#### SIGNIFICANT PAST HISTORY:

-Known case of diabetes mellitus, hypertension, IHD, hypothyroidism – on treatment.


RESIDENT DOCTOR'S SIGNATURE:

1 of 4

Page

*In case of fever, severe headache, soakage, bleeding from surgical site, excruciating unexplained pain kindly contact Emergency Medical Services (022-23667809) and your consultant in-charge.*

*Home Collection Services (Pathology), Call - 23667766/7819 & Home Physiotherapy Services, Call -23667858/7859*



Xo



## BREACH CANDY HOSPITAL TRUST

CIN: U85100MH1946GAP005082

60-A, Bhulabhai Desai Road, Mumbai 400 026.

Telephone: 2366-7788, 2367-1888/2888

Email: [info@breachcandyhospital.org](mailto:info@breachcandyhospital.org); [www.breachcandyhospital.org](http://www.breachcandyhospital.org)

-Surgical history of CABG + AVR (in 2011).

-Wide glossectomy (in 2014).

**ALLERGIES:** Not Known.

### CURRENT MEDICATIONS:

TAB. ECOSPRIN	75 MG	0-1-0 (STOPPED 5 DAYS BEFORE)
TAB. AZTOR	5 MG	0-0-1
TAB. DILZEM OD	90 MG	1-0-0
TAB. THYRONORM	75 MCG	1-0-0
TAB. GLYCIPHAGE SR	500 MG	1-0-0
TAB. DEXORANGE	1 TAB	1-0-0
TAB. UPRISE D3	60K	ONCE/WEEK

### EXAMINATION AT THE TIME OF ADMISSION:

Temperature Afebrile  
Pulse rate 84/min  
Blood Pressure 130/70 mmHg  
Respiratory rate 18/min  
Pallor NIL  
Edema NIL

### SYSTEMIC EXAMINATION:

**Central Nervous System:** Conscious and oriented.

**Cardio-Vascular System:** S1S2 normal. No murmurs.

**Respiratory System:** Clear, AEBE.

**Abdomen:** Soft. Nontender.

### Local Examination:

Restricted mouth opening +  
? feeling of lesion over left alveolus.  
Salivation +.


RESIDENT DOCTOR'S SIGNATURE:

2 of 4

Page

*In case of fever, severe headache, soakage, bleeding from surgical site, excruciating unexplained pain kindly contact Emergency Medical Services (022-23667809) and your consultant in-charge.*

*Home Collection Services (Pathology), Call - 23667766/7819 & Home Physiotherapy Services, Call - 23667858/7859*





## BREACH CANDY HOSPITAL TRUST

CIN: U85100MH1946GAP005082

60-A, Bhulabhai Desai Road, Mumbai 400 026.

Telephone: 2366-7788, 2367-1888/2888

Email: [info@breachcandyhospital.org](mailto:info@breachcandyhospital.org); [www.breachcandyhospital.org](http://www.breachcandyhospital.org)

### SURGERY DETAILS:

**SURGEON:** Dr. S. Pradhan

**ASSISTANT SURGEON:** Dr. Kannan

**ANAESTHETIST:** Dr. M. Elavia

**ANAESTHESIA:** GA

### PROCEDURE:

- Regular painting and draping done.
- Trismus +++++, not relieved under GA.
- Bilateral posterior dental extraction done.
- NED.

**INVESTIGATIONS:** Attached overleaf.

### COURSE DURING HOSPITAL STAY:

Patient's stay in the hospital was uneventful. Patient being planned discharge in haemodynamically stable condition.

### TREATMENT GIVEN:

IV fluids, IV antibiotics, IV Analgesics, IV Antacids.

**Blood transfusion:** NIL

### TREATMENT ADVISED ON DISCHARGE:

NAME OF DRUGS	DOSE	FREQUENCY	NO OF DAYS
TAB. AUGMENTIN	625 MG	1-0-1	FOR 5 DAYS
TAB. PAN - D	1 TAB	1-0-1	FOR 5 DAYS
TAB. DOLO	650 MG	1-0-1	FOR 3 DAYS & SOS
BETADINE GARGLES		1-1-1	FOR 10 DAYS
TAB. ECOSPRIN	75 MG	0-1-0	CONTINUE
TAB. AZTOR	5 MG	0-0-1	CONTINUE
TAB. DILZEM CD	90 MG	1-0-0	CONTINUE
TAB. THYRONORM	75 MCG	1-0-0	CONTINUE


AF  
RF

RESIDENT DOCTOR'S SIGNATURE:  
3 of 4

Page

*In case of fever, severe headache, soakage, bleeding from surgical site, excruciating unexplained pain kindly contact Emergency Medical Services (022-23667809) and your consultant in-charge.*

Home Collection Services (Pathology), Call - 23667766/7819 & Home Physiotherapy Services, Call -23667858/7859



X



**BREACH CANDY HOSPITAL TRUST**

CIN: U85100MH1946GAP005082

60-A, Bhulabhai Desai Road, Mumbai 400 026.

Telephone: 2366-7788, 2367-1888/2888

Email: [info@breachcandyhospital.org](mailto:info@breachcandyhospital.org); [www.breachcandyhospital.org](http://www.breachcandyhospital.org)

TAB. GLYCIHAGE SR	500 MG	1-0-0	CONTINUE
TAB. DEXORANGE	1 TAB	1-0-0	CONTINUE
TAB. UPRISE D3	60 K	ONCE/WEEK	CONTINUE

**FOLLOW UP:** Follow up with Dr. Sultan Pradhan as advised.

**NAME OF THE CONSULTANT:** Dr. Sultan Pradhan

**RESIDENT DOCTOR'S SIGNATURE:**  
**NAME OF THE RESIDENT DOCTOR:** Dr. Danish  
**REGISTRATION NO:**


**RESIDENT DOCTOR'S SIGNATURE:**  
**NAME OF THE RESIDENT DOCTOR:** Dr. Rohan  
**REGISTRATION NO:**

**RESIDENT DOCTOR'S SIGNATURE:**  
 4 of 4

Page

*In case of fever, severe headache, soakage, bleeding from surgical site, excruciating unexplained pain kindly contact Emergency Medical Services (022-23667809) and your consultant in-charge.*

*Home Collection Services (Pathology), Call - 23667766/7819 & Home Physiotherapy Services, Call -23667858/7859*



28

Res - 22030915

Bond: RT-PCR.

**BREACH CANDY TRUST HOSPITAL, MUMBAI.**

TO,  
ADMISSION DESK / DUTY SURGEON,  
BREACH CANDY HOSPITAL,  
MUMBAI.

Kindly admit Mr./Mrs./Ms. Sursh Kanou.Date of admission: ~~18/4/22~~ 19/4/22Date of surgery: ~~18/4/22~~ 20/4/22.

Diagnosis: Carcinoma of \_\_\_\_\_

Surgery: Oral SCCA + Dental Extraction.

ICU: - Yes/No/SOS

Duration of procedure: 1 hours (approx.)  
Duration of stay: 4 days (approx.)  
Estimated doctor's fees: 2 lakh (approx.)  
Estimated total fees: - 2.5 lakh (approx.) {For nominal rooms}

Please inform admission to Dr. Mohsin 07020498319 (09960865034) WA

Please whatsapp all your investigations 4 days prior to surgery.

Please confirm your booking at BCH booking office today (022-23667226, 022-23667667). Kindly deposit initial amount 3 days prior to surgery.

Please arrange for:-

- ✓ 22 G IV line in & start NS 1 unit from 8 am on day of surgery.
- ✓ Informed consent/ High risk consent (written & orally explained).
- units of blood, PARTS PREPARE, Site marking.
- ✓ Nil by mouth after 12 midnight, prior to surgery.
- ✓ Physician for fitness: Dr Zarir Udawadia / Dr. Pradip Samdhani / Patient's choice


For surgery please arrange: - Bronchoscope      Frozen section

Advised to get ticked investigations from Breach candy Hospital:-


- ✓ CBC    ✓ RBS    ✓ PT-INR    ✓ Blood group    ✓ EFT    ✓ KFT    ✓ Serum Electrolytes    ✓ Triple H
- ✓ OPG    ✓ X-ray Chest PA view    ✓ ECG    ✓ 2D ECHO
- ✓ X-ray mammography    ✓ USG B/L breasts    ✓ PET CT Scan
- ✓ USG Doppler neck for lymph nodes. (By Dr. Sabita Desai/ Dr Asif Momin)
- ✓ CECT/MRI of                    ✓ USG Abdomen & pelvis
- ✓ PET CT Scan

*Dr. Sultan A. Pradhan*  
Dr. Sultan A. Pradhan  
MS, FRCS, FACS, FCPS  
Surgical Oncologist

DATE: 23/3/22 / 2021



24



**TATA IMG Technologies Pvt. Ltd**  
 LABORATORY: PLOT NO. V-17, BLOCK - EP,  
 ELECTRONIC COMPLEX, BIDHANNAGAR,  
 KOLKATA - 700091  
 Website: www.imglabs.com  
 Mail id: care@imglabs.com  
 CIN: U74140DL2015PTC279229

REGISTERED OFFICE:  
 Level 3, Vasant Square Mall,  
 Pocket V, Sector B,  
 Vasant Kunj, New Delhi 110070 IN



Name	: Mr.SURESH KUMAR KANOI	Order ID	: 4310140
Age/Gender	: 72/Male	Registration Date	: 18-Mar-22 09:37 AM
Patient ID	: KOL19631	Collection Date	: 18/Mar/2022 05:47AM
Barcode ID	: A6691730	Sample Receive Date	: 18/Mar/2022 10:28AM
Referred By	: Dr.	Report Status	: Final Report
Sample Type	: Whole Blood-EDTA	Report Date	: 18/Mar/2022 11:59AM


**HAEMATOLOGY**

Test Name	Result	Unit	Bio. Ref. Range	Method
Hemoglobin	12.4	g/dL	13.0-17.0	Cyanide-free SLS-Hemoglobin

\*\*\* End Of Report \*\*\*

Kindly correlate clinically  
 Results relate only to the sample, as received

*[Signature]*  
 Dr Santal Roy  
 MBBS, MD Pathology




28

**TATA IMG Technologies Pvt. Ltd.**  
 LABORATORY: PLOT NO. Y-17, BLOCK -EP,  
 ELECTRONIC COMPLEX, BIDHANNAGAR,  
 KOLKATA - 700091  
 Website: [www.imglabs.com](http://www.imglabs.com)  
 Mail Id: [care@imglabs.com](mailto:care@imglabs.com)  
 CIN: U74140DL2015PTC278228

**REGISTERED OFFICE:**  
 Level 3, Vasant Square Mall,  
 Pocket V, Sector B,  
 Vasant Kunj New Delhi 110070 IN

**Conditions of Laboratory Testing & Reporting:**

- Test result released pertain to the sample, as received
- Laboratory investigations are only a tool to facilitate in arriving at a diagnosis and should be clinically correlated by the interpreting clinician.
- Result delays may happen because of unforeseen or uncontrollable circumstances.
- Test report may vary depending on the assay method used
- Test results may show inter-laboratory variations
- Test results are not valid for medico-legal purposes
- Please mail your queries related to test results to Customer Care mail id [cx.labs@img.com](mailto:cx.labs@img.com).



X6



**Dr. Sagar Bhargava**  
MS (OPHTHALMOLOGY), FRCS (Glasg)  
Regn. No. : 67828  
Mobile No. : 9874176663  
E-mail - sagarbhargava@yahoo.com

Former Sr. Consultant and Deputy Director  
Sankara Netralaya, Kolkata  
Former Consultant Sankara Netralaya, Chennai

**COMPREHENSIVE • CATARACT • GLAUCOMA • LASIK • ICL**

Referred by: N/A MRD No: 132813 Date - 23/02/2024  
Name: Mr. SURESH KUMAR KANOI Age: 74 years 1 month 23 days Purpose of visit: Regular Consultation

**Chief Complaints/History -** Feels haziness in vision with mild watering in os>>od..

**History of Present illness -** consulted a/w , on 26-7-21 iop noted 17 & 25 , disc pallor noted. Started agm in os. on 26-05-22 iop noted 21 & 24 mm of hg, advised to continue AGM... Patient stopped agm since 1 month after last consultation.. OCT RNFL done od- wnl . os- sup&inf thinning+

**Current Treatment -** -NIL-

**General Health -** Ischemic heart disease (sx done); Hypertension ; Thyroid disorder ; h/o cancer - sx done

**Family History -** N/A

**Ocular Examination**

	RIGHT	LEFT
Vision without glasses	6/36p N12	CF 5M N18
Pinhole	6/9	6/12+

**Flash (Not Glass Prescription) :**

	Sph	Cyl	Axis		Sph	Cyl	Axis
OD	dull glow			OS	DULL GLOW		

	RIGHT	LEFT
EOM	Full, free and painless	Full, free and painless
Pupils	Round Reacting To Light	Round Reacting To Light
Lid Adnexa	WNL	WNL
Conjunctiva	WNL	WNL
Anterior Segment	NS 2-3	NS 2-3, psc
Gonioscopy	Angles open till scleral spur in all quadrants	Angles open till scleral spur in all quadrants
Fundus	Disc C:d 0.65 inf rim thinning Retina on	Disc - Advanced cupping retina on

Applanation tonometer (at 11:04 AM)	16	18
Applanation tonometer (at 01:00 PM)	17(POST DILATATION)	23(POST DILATATION)

**Medication**

Lumigan 0.01 % eye drops once at bed time Both eyes

Genteal / Eyemist ( hydroxypropyl methyl cellulose ) eye drop 4 times a day Both eyes

**Investigation**

HVF 24-2 OD OS SIZE V


OCT(RNFL AND MACULA) OU

**General Instructions / Action Plan**

Rev after 2 weeks for recheck iop and with reports

Workup Done By - ram

8/2/24  
@ 10:33am

  
Dr. Sagar Bhargava  
MS, FRCS (Glasgow)

Web : [www.sagarbhargava.com](http://www.sagarbhargava.com) @ [www.lasik-kolkata.com](http://www.lasik-kolkata.com)

**Netralayam**  
The Superspecialty Eye Care Centre  
(Unit of SLR Netralayam Eye Hospital Pvt. Ltd.)  
330 Barakhola, Mukundapur Main Road.

For Appointment  
84448 00008 / 84449 00009

**Netralayam VIP**  
The Superspecialty Eye Care Centre  
(Unit of Kolkata Eye Care Hospital Pvt. Ltd.)  
Shree Tower II, RAA-36, VIP Road, Raghunathpur



2X



**Dr. Sagar Bhargava**  
 MS (OPHTHALMOLOGY), FRCS (Glasg)  
 Regn. No. : 67828  
 Mobile No. : 9874176663  
 E-mail - sagarbhargava@yahoo.com  


---

 Former Sr. Consultant and Deputy Director  
 Sankara Nethralaya, Kolkata  
 Former Consultant Sankara Nethralaya, Chennai

**COMPREHENSIVE • CATARACT • GLAUCOMA • LASIK • ICL**

Referred by: N/A MRD No: 132813 Date - 08/03/2024  
 Name: Mr. SURESH KUMAR KANOI Age: 74 years . 2 months 6 days Purpose of visit: Review Consultation  
 Chief Complaints/History - Review with reports.....pt on e/d Lumigan ns in ou (la yesterday night).....

**Ocular Examination**

	RIGHT	LEFT
Applanation tonometer (at 01:44 PM)	12	14

**Medication**

Lumigan 0.01 % eye drops once at bed time Both eyes  
 Genteal / Eymist ( hydroxypropyl methyl cellulose ) eye drop 4 times a day Both eyes

**Surgery**

- RIGHT EYE PHACO + IOL (f) under TA/LA Pros and cons explained

**Investigation**

HVF DONE OD ARTIFACTS OS ADV DEFECT  
 CCT 518 & 529  
 OCT(MACULA) WNL  
 OCT(RNFL) OD INF THINNING OS SUP & INF THINNING

**General Instructions / Action Plan**

... PREOPERATIVE MEDICATION RIGHT EYE - Milfiox / Vigamox eye drops 4 times a day 1 day before surgery  
 PREOPERATIVE INVESTIGATION - 1) DBR OU 2) BSL (F/PP), 3) ECG 4 ) PHYSICIAN CHECK UP FOR FITNESS  
 CATARACT SURGERY IMPORTANT POINTS TO KNOW


1. Cataract surgery is a comfortable procedure, typically performed under local anesthesia using eye drops. In rare cases where patients experience pain, special measure like giving injection anesthesia is taken to minimize discomfort.
2. The risk of intraoperative complications is minimal, occurring in less than 1% of cases. Most complications are associated with factors such as a hard cataract, weak support for the lens (zonular support), or sudden increases in blood pressure leading to bleeding in the eye. A very rare complication is the dropping of lens matter into the back of the eye, which may require the assistance of a retina specialist for removal. If a specialist is not available, the case is referred to a facility with a retinal surgeon.
3. Cataract surgery typically improves the quality of vision. However, in rare cases where the patient's retina or optic nerve is not functioning properly, vision improvement may not be noticeable. Dense cataracts can sometimes hinder the preoperative assessment of these conditions.
4. Seeing black spots or figures with different shapes like thread, insect etc in front of the eyes is a natural occurrence that can happen at any age. Some patients may become more aware of these floaters after cataract surgery, as more light enters the eye, increasing their visibility.
5. Some patients may experience temporary side vision obstruction after cataract surgery, known as negative dysphotopsia. This occurs due to interactions between light and the lens edge. In approximately 99% of cases, this issue resolves within one year.
6. The need for glasses after cataract surgery depends on the type of Intraocular lens (IOL) chosen during the preoperative assessment. Each eye is

Web : [www.sagarbhargava.com](http://www.sagarbhargava.com) • [www.lasik-kolkata.com](http://www.lasik-kolkata.com)

**Netralayam**  
 The Superspecialty Eye Care Centre  
 (Unit of SLR Netralayam Eye Hospital Pvt. Ltd.)  
 220 Park Street, Madhavpur, Kolkata - 700017

**For Appointment**  
 84448 00008 / 84449 00009


**Netralayam VIP**  
 The Superspecialty Eye Care Centre  
 (Unit of Kolkata Eye Care Hospital Pvt. Ltd.)  
 Shree Tower II, RAA-36, WIP Road, Raghunandpur




28

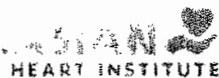
- unique, and despite best efforts, some patients may still require glasses after the surgery.
- 7. The typical postoperative recovery period lasts about two weeks, although in some cases, it may extend to 10-12 weeks. During this time, patients may experience mild pain, watering of the eyes, and sensitivity to sunlight. Extended use of eye drops is prescribed to facilitate a return to normal eye function.
- 8. Postoperative dryness is a common occurrence after any eye surgery and can cause symptoms such as a sensation of a foreign body in the eye, irritation, and slight haziness in vision. Lubricating eye drops are usually recommended for a period of 3-4 months to alleviate these symptoms.
- 9. Postoperative infection have become rare due to advancements in surgical techniques and preventive measures. Patients should follow all instructions to minimize the risk of infection. If a patient experiences pain, redness, or sudden loss of vision during the postoperative period, immediate medical attention is required. Prompt treatment of infections typically results in complete recovery, with the rare possibility of complete vision loss due to severe infection.
- 10. In some cases eye may appear smaller compare to other eye . The reason for this droop of upper lid and is called as ptosis. Usually this is temporary in nature and will resolve on its own in 6-12 months.
- 11. Retinal detachment is an extremely rare complication that can occur after cataract surgery and can cause sudden vision loss. Managing retinal detachment requires the intervention of a retinal surgeon, who will perform the necessary surgery to address the detachment.

Workup Done By - ram

  
 Dr. Sagar Bhargava  
 MS/FRCS (Glasgow)



29



**ASIAN HEART INSTITUTE**  
G/N Block, Bandra-Kurla Complex, Bandra (E), Mumbai, 400051, India

022 6698 6666

GSTIN : 27AAACC8811C1Z1

CIN : U85110MH1998PTC114343

PAN : AAACC8811C

Every heart deserves the best

**OPD BILLING**

MR No	: AH 120777	Bill NO	: 23050497
Patient Name	: Mr SURESH KUMAR KANOI	Bill Dt & Time	: 17/01/2023 2:09 PM
Sex / Age	: Male / 73Y 0M 18D	Mobile No	: 9830041819
Relative	: Self	Type	: General
Doctor Name	: Dr Santosh Kumar Dora	Source Of Registration	
Speciality	: Cardiology		

Code	Service Desc	Performing Doctor	Qty	Rate	Emer.Rate	NetAmount
PSPKC	PATIENT SAFETY PRECAUTION KIT/CONSUMABLE		1	280.00	0.00	280.00
284	ECG	Dr. Doctor Pool	1	560.00	0.00	560.00
2	ECHO WITH COLOR DOPPLER	Dr. Abhijit Borse	1	3650.00	0.00	3650.00

**Payment Details:**

Pay Mode	Amount	Card No / Cheque No
CreditCard	4490	5873

Total Bill Amount	: 4490.00
Discount Amount	: 0.00
Total Net Amount	: 4490.00
Advance Adj.	: 0.00
Paid Amount	: 4490.00
Balance	: 0.00

Received with thanks from Mr. SURESH KUMAR KANOI. A sum of Rs. 4490.0/- Only

Amount in Words : Rupees four thousand four hundred and ninety only

Created By : 3775RISHI

Printed By : 3775RISHI



(MR No) AH 120777

Create Date &amp; Time : 17/01/2023 2:09 PM

Print Date &amp; Time : 17/01/2023 2:09 PM

( Authorised Signatory )



(Bill No) 23050497





Hope is Healing. Healing is Hope.

ASIAN HEART INSTITUTE & RESEARCH CENTRE PVT LTD: G/N Block, Bandra-Kurla Complex, Bandra (East), Mumbai - 400 051, INDIA. T: +91-22-6698 6666. F: +91-22-6698 6506 E: info@ahirc.com | www.asianheartinstitute.org

<b>UHID</b>	: 120777	<b>Mobile No</b>	: 9830041819
<b>Patient Name</b>	: Mr.Suresh Kumar Kanoi	<b>Address</b>	: Bd 197 Saltlake City
<b>Age &amp; Sex</b>	: 74Y 7M 7D / Male	<b>Date/Time</b>	: 06/08/2024
<b>Doctor Name</b>	: Dr.Santosh Kumar Dora	<b>Department</b>	: Cardiology

**Clinical Impression:**

CAD  
 CABG+AVR ( TISSUE VALVE) 7/12/2011  
 NORMAL VALVE FUNCTION  
 GOOD LV FUNCTION  
 NIDDM  
 HYPOTHYROIDISM  
 BRONCHIAL ASTHMA  
 RECENTLY UNDERWENT CHOLECYSTECTOMY AND LEFT INGUINAL HERNIA SURGERY

**Advice/Observation:**

TAB ECOSPRIN 75 MG	0-1-0 AFTER FOOD TILL FURTHER ORDERS
TAB AZTOR 5 MG	0-0-1 AFTER FOOD TILL FURTHER ORDERS
TAB DILZEM CD 90 MG	1-0-0 AFTER FOOD TILL FURTHER ORDERS
TAB THYRONORM 125 MCG	1-0-0 EMPTY STOMACH TILL FURTHER ORDERS
TAB GLYCIPHAGE SR 500 MG	1-0-0 AFTER FOOD TILL FURTHER ORDERS


*7 RESTYL 0.5mg o-o-1 for sleep*

FLU VACCINE ONCE A YEAR

REVIEW AFTER 6 MONTHS WITH CBC, BUN, CREATININE, NA+,K+, FASTING LIPID PROFILE, FBS, HBA1C, VIT D3, ECG, 2D ECHOCARDIOGRAM

**Dr.Santosh Kumar Dora**  
Cardiologist (Electrophysiology)  
Reg No :2007/09/3347

Prescribed By  
1165DRDORA



✂



Prince Aly Khan Hospital Mumbai - 400 010.

ISO 9001 - 2008 Certified

ONCOLOGY CLINIC

Patient's Name Mr. Jusenka Kansai

Reg. No. 64/Mah

DATE

~~22/1/15~~

Sto  
nech / NED

Adv  
R/A 3 months

~~6/5/15~~

c/o - Dysphagia / low of  
appete


Clinically - NED

Adv  
- LFT  
- Use Neck Doppler  
- R/A 6 months

~~9/7/15~~

NED

Adv  
- R/A 4 months



Type copy

Pg: 3 ~~X~~A

Annexure R-1

Prince Aly Khan Hospital Mumbai – 400 010  
 ISO 9001 : 2008 Certified  
 Oncology Clinic

Patient's name            Mr. Suresh Kanoi

Reg. No.                    64 Male

Date	
22.1.15	22.1.15 IFO } NED Nech }
06.05.15	C/O Dysphrgia/Loss of Appetite Clinically NED  <u>Advice</u>  -LRT  - Use neeb doppler  M/A
9.9.15	NED  <u>Advice</u>  R/A 4 months

DATE

24/2/16


C/o - Cough

Adv

o/E, NEO

RA 4-6 months

- PET-CT



Very soft of granulation anterior to H

Push in

in

16/3/16

PET-CT (Apollo Kolkata)

31/8/16

Ho - } NEO  
Neck - }


Adv

- FIA ⊕ monthly

- Speech therapy & swallowing sessions



QEC 14082 ONCO-01 JULY 2014 / PARWATI / 200X100







# TOPCON Radial Report

Netralayam (Mukundpur)  
330, Barakhole, Mukundpur, Kolkata

ID: 31919

Ethnicity: Asian

Technician:

Maestro2

Name: KANOI SURESH KUMAR

Gender: Male

Fixation: Macula


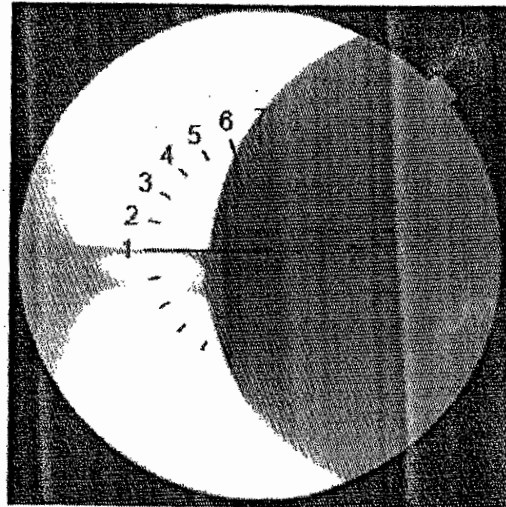
DOB: 31/12/1949 Age: 74

Scan: Radial(6.0mm - 1024x12)

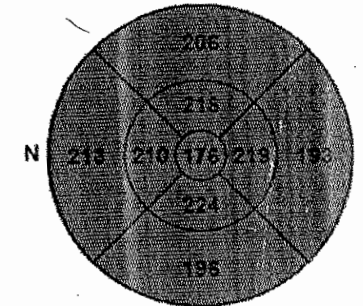
OS(L)

Image Quality: **51** Analysis mode: Fine (2.0.7)

Capture Date: 08/03/2024



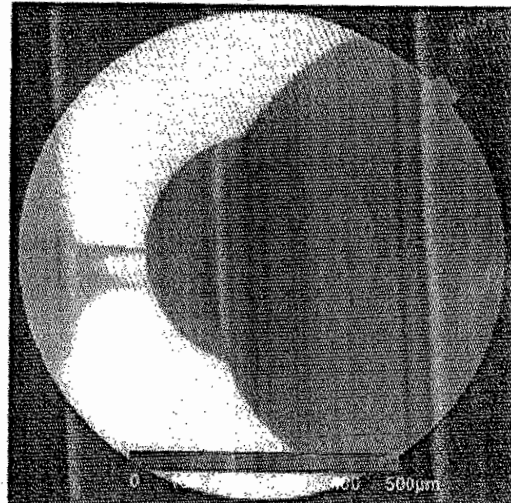


Retinal thickness ILM-OS/RPE(μm)  
ETDRS




Average Thickness (μm) 204.9

Retinal thickness map ILM-OS/RPE / Red-free



Comments:



Signature:



08/03/24, 1:00 PM

IMAGEnet

# TOPCON Radial Report

Netralayam (Mukundpur)  
330, Barakhole, Mukundpur, Kolkata

ID: 31919

Ethnicity: Asian

Technician: Maestro

Name: KANOI SURESH KUMAR

Gender: Male


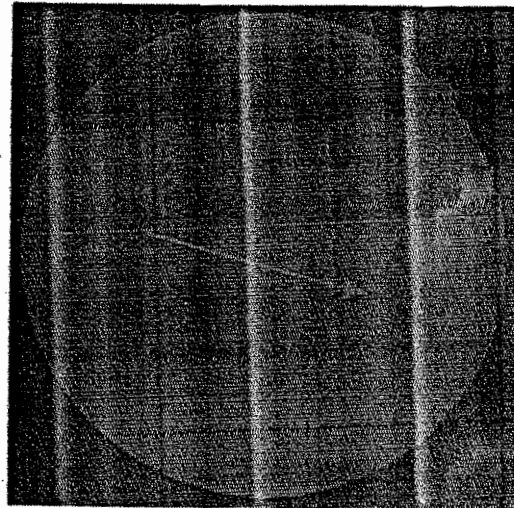
Fixation: Macula

DOB: 31/12/1949 Age: 74

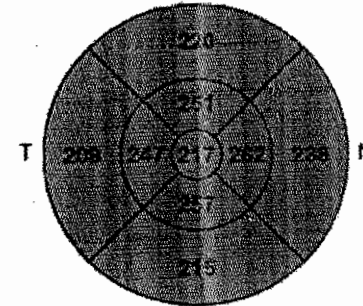
Scan: Radial(6.0mm - 1024x12)

**OD(R)**

Image Quality **39** Analysis mode: Fine (2.0.7)  
Capture Date: 08/03/2024






Retinal thickness ILM-OS/RPE(μm)  
ETDRS




Average Thickness (μm) **227.9**

Retinal thickness map ILM-OS/RPE / Red-free



Comments

Signature



**TOPCON 3D Disc Report OU w/ Topography**

Netralayam (Mukundpur)  
330 Barakhole, Mukundpur, Kolkata

ID: 31919


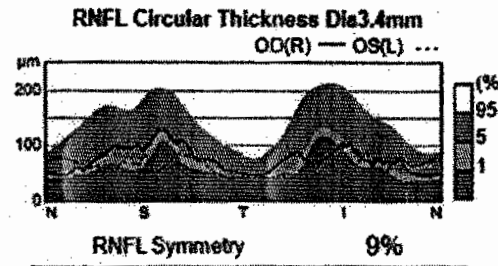

Ethnicity: Asian  
Gender: Male  
DOB: 31/12/1949 Age: 74

Technician: Maestro2  
Fixation: Disc / Disc  
Scan: 3D(6.0x6.0mm - 512x128)

Name: KANOI SURESH KUMAR

**OD(R)** Image Quality: **31** Analysis mode: Fine (2.0.7)  
Capture Date: 08/03/2024

Analysis mode: Fine (2.0.7) Image Quality: **41** **OS(L)**  
Capture Date: 08/03/2024








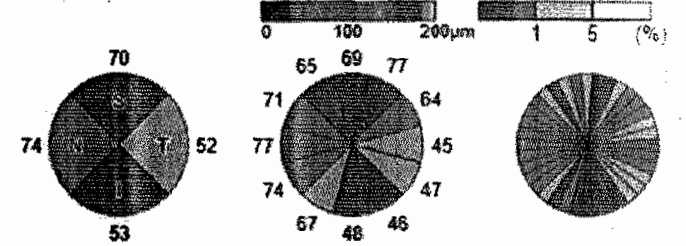
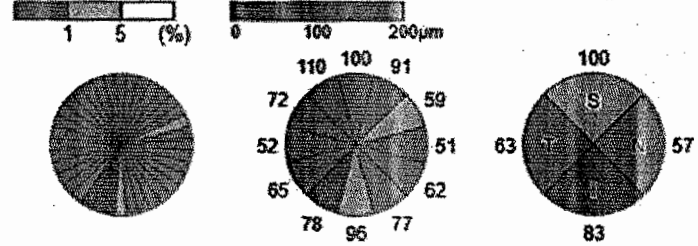


Average thickness RNFL (µm)

76	Total Thickness	62
100	Superior	70
83	Inferior	53

Disc Topography

2.34	Disc Area (mm <sup>2</sup> )	2.28
1.16	Cup Area (mm <sup>2</sup> )	1.60
1.17	Rim Area (mm <sup>2</sup> )	0.68
0.50	C/D Area Ratio	0.70
0.71	Linear CDR	0.84
0.72	Vertical CDR	0.92
0.20	Cup Volume (mm <sup>3</sup> )	0.25
0.14	Rim Volume (mm <sup>3</sup> )	0.04
1.66	Horizontal D.D (mm)	1.71
1.84	Vertical D.D (mm)	1.75



Comments:

Disc parameters are determined at the reference plane height of (OD(R)120/OS(L)120) microns from the RPE plane in this version  
Signature: \_\_\_\_\_ Date: \_\_\_\_\_

3X

CCI - 516 MRD

Repeat



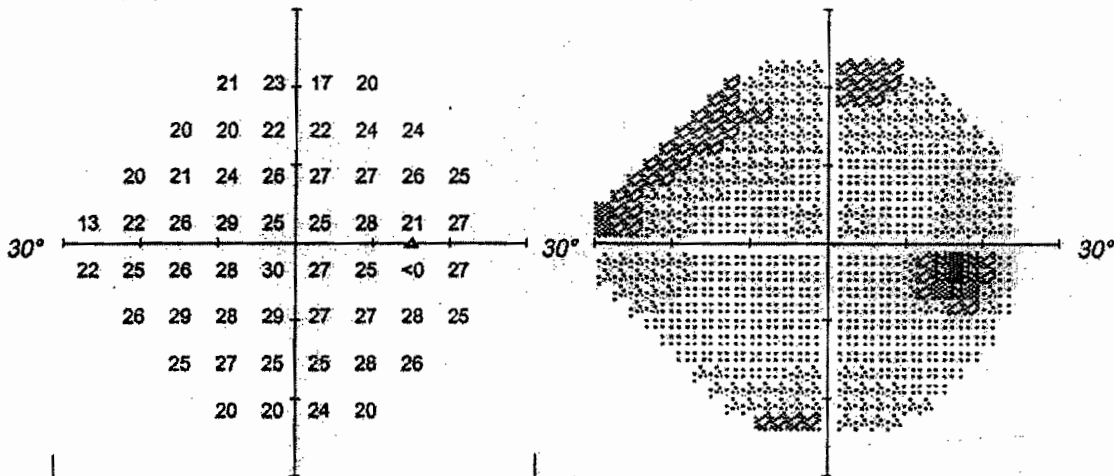
Patient: KANOI, SURESH KUMAR  
Date of Birth: Dec 31, 1949  
Gender: Male  
Patient ID: 8809



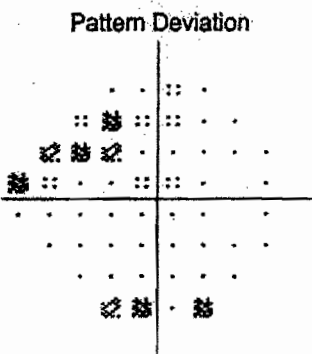
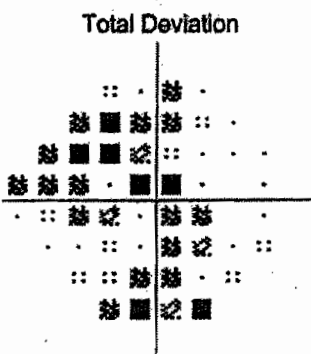
Netralayam  
Mukundapur  
844480008/84490009

OD Single Field Analysis Central 24-2 Threshold Test

Fixation Monitor: Gaze/Blind Spot Stimulus: III, White Date: Mar 08, 2024  
Fixation Target: Central Background: 31.5 asb Time: 11:38 AM  
Fixation Losses: 1/15 Strategy: SITA Standard Age: 74  
False POS Errors: 3% Pupil Diameter: 4.0 mm \*  
False NEG Errors: 8% Visual Acuity: 6/30  
Test Duration: 06:54 Rx: +3.25 DS  
Fovea: 31 dB ::




GHT: Borderline  
VFI: 93%  
MD24-2: -4.49 dB P < 0.5%  
PSD24-2: 2.30 dB P < 5%



:: P < 5%  
⊗ P < 2%  
⊠ P < 1%  
■ P < 0.5%



Comments Signature



37

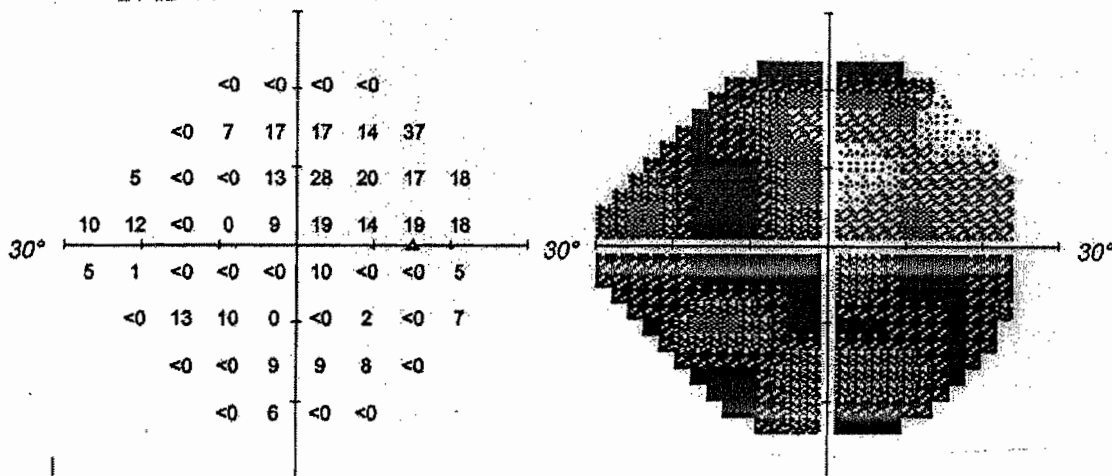
Patient: KANOI, SURESH KUMAR  
Date of Birth: Dec 31, 1949  
Gender: Male  
Patient ID: 8809



Netralayam  
Mukundapur  
844480008/84490008

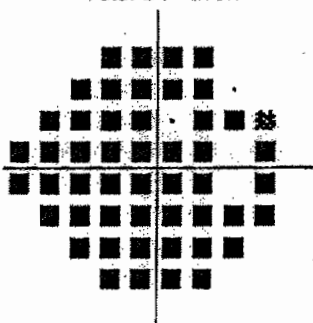
**OD Single Field Analysis** **Central 24-2 Threshold Test**

Fixation Monitor:	Gaze/Blind Spot	Stimulus:	III, White	Date:	Mar 08, 2024
Fixation Target:	Central	Background:	31.5 asb	Time:	11:05 AM
Fixation Losses:	9/16 XX	Strategy:	SITA Standard	Age:	74
False POS Errors:	37% XX	Pupil Diameter:	5.3 mm *		
False NEG Errors:	46%	Visual Acuity:	6/30		
Test Duration:	09:48	Rx:	+3.25 DS		
Fovea:	24 dB ■				



-28-28-28-27  
-29-21-12-11-13 10  
-22-31-32-17-2 -9 -12-10  
-15-17-32-31-22-12-17 -10  
-20-28-32-33-34-21-33 -24  
-30-17-21-31-33-29-32-22  
-31-32-21-21-22-31  
-30-23-31-31

Total Deviation



MD Threshold exceeded.  
See Total Deviation plot.

Pattern Deviation


MD Threshold exceeded.  
See Total Deviation plot.

GHT: Outside Normal Limits

VFI: 25%  
MD24-2: -23.60 dB P < 0.5%  
PSD24-2: 9.63 dB P < 0.5%

\*\*\* Excessive High False Positives \*\*\*


- ∴ P < 5%
- ⊗ P < 2%
- ⊗ P < 1%
- P < 0.5%



Comments

Signature

© 2019 Carl Zeiss Meditec, Inc. All rights reserved.



38

CCT - 529um

Repeat

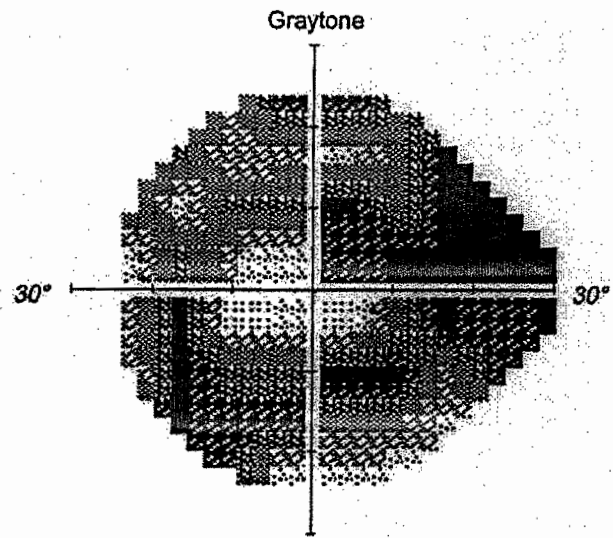
Patient: KANOI, SURESH KUMAR  
Date of Birth: Dec 31, 1949  
Gender: Male  
Patient ID: 8809



Netralayam  
Mukundapur  
844480008/84490009

OS Three in One Central 24-2 Threshold Test

Fixation Monitor: Gaze/Blind Spot      Stimulus: V, White      Date: Mar 08, 2024  
Fixation Target: Central      Background: 31.5 asb      Time: 11:50 AM  
Fixation Losses: 1/22      Strategy: FASTPAC      Age: 74  
False POS Errors: 0/14      Pupil Diameter: 4.3 mm \*  
False NEG Errors: 1/10      Visual Acuity: >6/120  
Test Duration: 12:31      Rx: +3.25 DS  
Fovea: 28 dB




Defect Depth (dB)

		11	23	24	17		
		16	8	8	5	12	26
		17	6	19	21	28	16
30°	o	20	9	o	27	28	27
		10	27	o	o	17	27
	o	27	22	23	28	28	10
		26	23	23	15	13	o
		28	o	o	o		

Threshold (dB)

				15	8	<0	9		
				(15)	(0)	(3)			
				10	19	19	22	16	<0
				(19)	(19)	(22)	(13)	(13)	<0
				9	22	16	7	<0	10
				(19)	(1)	(1)	(1)	<0	(0)
30°	o	20	7	22	25	1	<0	<0	<0
		(23)	(4)	(16)	(25)	(4)	<0	<0	<0
		5	0	22	25	27	8	<0	3
		(26)	(0)	(31)	(25)	(24)	(14)	<0	<0
		23	0	4	10	<0	<0	11	5
		(23)	<0	(7)	(1)	<0	<0	(23)	(5)
		<0	4	4	<0	14	12	20	
		<0	<0	<0	<0	(11)	(15)	(23)	
		<0	<0	<0	<0	21	19	25	
		<0	<0	<0	<0	(24)	(25)	(25)	

o Within 4dB of Expected  
Central Reference: 30dB XX



Comments

Signature



© 2019 Carl Zeiss Meditec, Inc. All rights reserved.

4039



40



15

IN THE NATIONAL GREEN TRIBUNAL  
AT KOLKATA, EASTERN ZONE  
BENCH  
OA No. 143 of 2024


Ranjana Datta

... PETITIONER

-Versus-

State of West Bengal & Others

... RESPONDENTS



**AFFIDAVIT-IN-OPPOSITION ON  
BEHALF OF RESPONDENTS 7 AND 8**

AVIRUP ROY SANYAL, Advocate  
C/o. DEBASHIS SAHA  
Advocate  
C/o. Bal & Associates, Advocates  
"Saraf Chambers"  
4/1, Red Cross Place, 2<sup>nd</sup> Floor,  
Room No.8, Kolkata-700 001  
9804721466  
Email : aviruprs@gmail.com  
Enroll-F/1294/861/2017